

## How to receive the COVID-19 vaccine





The COVID-19 vaccine is free. Foreign people whose residency is not registered, such as those with provisional-release status, can also receive the vaccine.

1. Your municipality will send you a vaccination coupon and the Notice on COVID-19 Vaccination.

The date of receiving a vaccination coupon varies from region to region and person's age. Foreign people whose residency is not registered need to seek advice from the municipal office where they reside, presenting proof of their address.

Example of the vaccination coupon

(Source: COVID-19 Vaccine Navi, Ministry of Health, Labour and Welfare)

接種券		予診のみ		新型コロナウイルスワクチン 予防接種済証(臨時) Certificate of Vaccination for COVID-19	
券種	2 ワクチン接種	1回目	1回目	1回目	メーカー/Lot No. (シール貼付け)
請求先	〇〇県〇〇市	123456	123456	接種年月日	
券番号	1234567890	1234567890	1234567890	2021年	
氏名	厚生 太郎	氏名	厚生 太郎	月 日	接種場所
 (18桁)		 OCRライン (18桁)			
券種	2 ワクチン接種	2回目	2回目	2回目	メーカー/Lot No. (シール貼付け)
請求先	〇〇県〇〇市	123456	123456	接種年月日	
券番号	1234567890	1234567890	1234567890	2021年	
氏名	厚生 太郎	氏名	厚生 太郎	月 日	接種場所
 (18桁)		 OCRライン (18桁)			
<div style="border: 1px solid red; padding: 5px;"> <p><b>接種を受ける方へ</b></p> <ul style="list-style-type: none"> <li>●シールは剥がさずに、台紙ごと接種場所へお持ちください。</li> <li>●右側の予防接種済証は接種が終わった後も大切に保管してください。</li> </ul> </div>					
氏名		厚生 太郎		〇〇県〇〇市〇〇 999-99	
住所		〇〇年 〇〇月 〇〇日 生		〇〇県〇〇市長 日本 一郎	
生年月日					

2. Booking an appointment for the first dose  
You will receive two doses in total. First, make an appointment for the first dose.

### How to book

- Receiving the vaccine at a site provided by the municipality  
Please book through the municipality's booking website or by calling the municipality's call center. The website address, QR code and the phone number of the call center will be on the Notice on COVID-19 Vaccination.
- Receiving the vaccine at a medical institute (your usual clinic / hospital, etc.)  
Booking procedures may vary, depending on the municipality. Please refer to the notice and website of the municipality. You may need to book an appointment directly with the medical institute (through their website or by phone), or through the municipality's booking website or by calling the municipality's call center.

Medical institutions providing vaccinations can be searched for on the following websites. (Japanese / English)

Japanese: <https://v-sys.mhlw.go.jp/search/>

English: <https://v-sys.mhlw.go.jp/en/search/>

The vaccination may be provided at your work place or university in the future.

## Notes:

- Do not book more than one vaccination site.
- How to book the vaccination may change in the future.

## 3. Receiving the first dose

Things to bring: vaccination coupon, one of your identification documents (residence card, passport, Individual Number Card, etc.), Prevaccination Screening Questionnaire (It will be enclosed with the vaccination coupon. Please complete it beforehand. Refer to the following website for multilingual versions.)

[https://www.mhlw.go.jp/stf/seisakunitsuite/bunya/vaccine\\_tagengo.html](https://www.mhlw.go.jp/stf/seisakunitsuite/bunya/vaccine_tagengo.html)

## 4. Booking an appointment for the second dose

## 5. Receiving the second dose

**Precautions after the vaccination**

Please stay in the site for 15 to 30 minutes after being vaccinated.

You may feel unwell after being vaccinated. If your symptoms are severe and do not get better after several days, please seek advice at a medical institute.

Please keep taking precautions such as wearing a mask, even if you are vaccinated.

**Inquiries**

General inquiries regarding the vaccine:

COVID-19 Vaccine Call Center, Ministry of Health, Labour and Welfare  
0120-761770 (Free calls / open also Sat., Sun. and public holidays)

Japanese, English, Chinese, Korean, Portuguese, Spanish: 9:00–21:00

Thai: 9:00–18:00

Vietnamese: 10:00–19:00

Note: Initially, they will speak in Japanese. Please ask for an interpreter, saying “*Tsuuyaku wo shite-hoshii.*” (I need an interpreting service.)

Inquiries regarding making appointments: Please seek advice from the municipal office where you reside.

## Source / Reference

「ワクチン 接種までの流れ 接種予約は」 (NHK 新型コロナウイルス特設サイト)

<https://www3.nhk.or.jp/news/special/coronavirus/vaccine/flow/>

「コロナワクチンナビ」 (厚生労働省)

<https://v-sys.mhlw.go.jp/>

「外国人住民向けにコロナワクチン情報発信。多言語コールセンターや 17 言語でのお知らせも」

(Buzz Feed)

<https://www.buzzfeed.com/jp/sumirekotomita/covid-vaccine-1>